



PRODUCT DATA SHEET

CLOROFILLA PRO GX 250W

Characteristic

- 1) Using the latest lighting technology including the USA made CREE CXB COB and German Osram SSL LEDs which are both specifically designed for horticultural lighting.
- 2) Two ON/OFF switches to easily meet the different light requirements needed by plants at each growth stage.
- 3) Patented reflector design guarantees both an outstanding PAR output and a proper lighting coverage.
- 4) Carefully selected spectra delivering the sun spectrum that is needed by plants.
- 5) Perfect heat management, cool to touch.
- 6) Connection block to get lights easily connected and angled as you wish.



Specifications

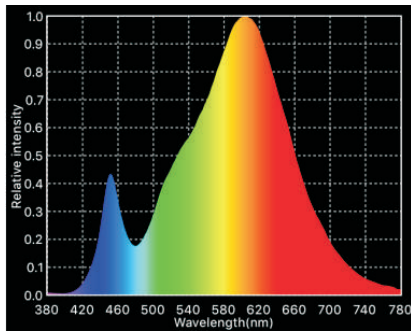
	ITEMS	CLOROFILLA PRO GX 250W
Product	Power Consumption	250W
	Dimension(L*W*H)	900 x 200 x 75mm
	Packing(L*W*H)/ BOX	990 x 265 x 150mm
	Weight	8.5KG
	Daisy Chain	3 units (MAX)
Power	AC Input Voltage	AC100V~265V/50-60Hz
	Protection	Overheating Protection
	Power Factor	Over 95%
LEDs	Spectrum/Color Ratio	Phytolite Sun Spectrum
	LED True Watts	COB (50W)/PCS, Surround LEDs (30W)/Module
	Light Source	CREE CXB3070 COB; Osram SSL80 Surround LEDs
	Total Number of LED's	CXB3070 COB/3PCS Osram SSL/36PCS
Sugg. Area	Home growing	150x100cm
	Clustering area	150x120cm
Lamp Control	Dual switch	CH 1: COB; CH2: Surround LEDs
Heat Management	PCB	Metal PCB (aluminium) 2.0MM
	Heat Conduction	2.0 w/m.k
Ambient Temperature	Storage Temp.	0°C ~ 40°C
	Operation Temp.	-10°C ~ 45°C
Life Span		Over 50,000hr
Certifications	Standard	CE, RoHS



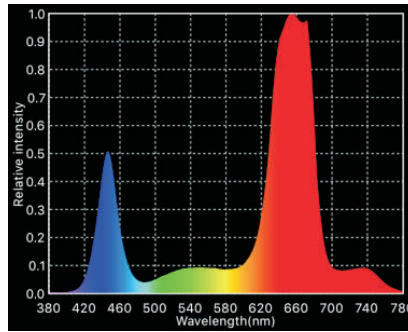
CLOROFILLA PRO GX 250W

Full Spectrum

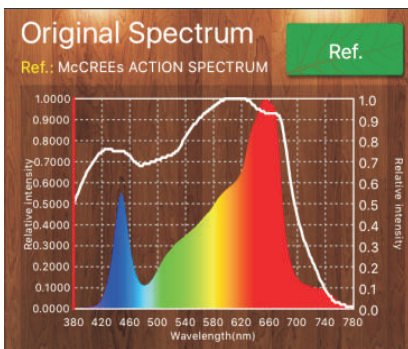
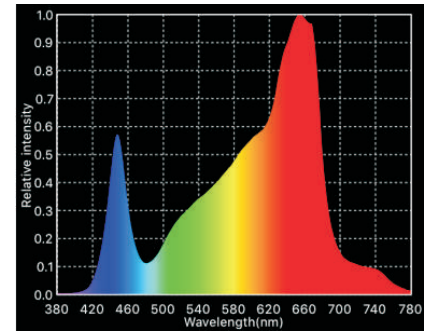
CH1: COB-ON



CH2: Surround LEDs-ON



CH1&CH2 Full Power ON



In 1972, McCree defined his "action spectrum" which is commonly used as a reference spectrum for photosynthesis.

Clorofilla's Spectrum perfectly match the McCREEs ACTION SPECTRUM which has been proved to be the best spectrum for a grow light.


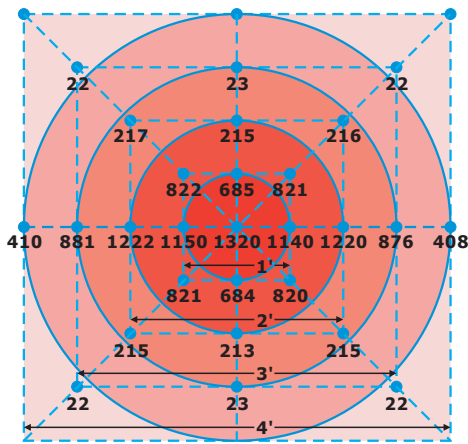
Measuring Instrument:
Lighting Passport Spectrometer
- Spectrum Genius Agricultural Lighting (SGAL)



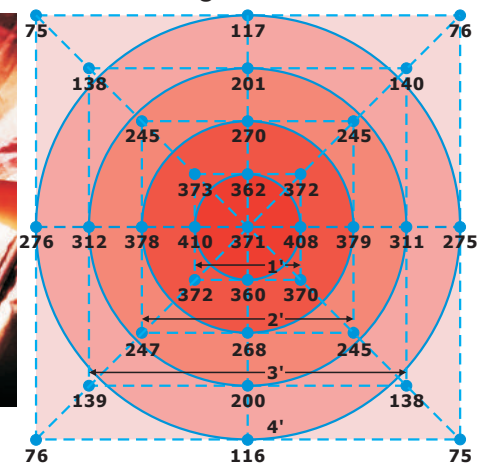
CLOROFILLA PRO GX 250W

PPFD ($\mu \cdot \text{mol}/\text{m}^2 \cdot \text{s}$)

Height: 50cm



Height: 100cm



Use Instructions

- Designed for indoor use only, do not place near any fogger/mister or in ambient rooms with greater than 80% humidity
- Put the lights in a fixed position, ensure lamps and top 1" distance, can not block the vents. This will ensure ample airflow for maximum heat dispersion.
- Use with a properly grounded outlet only.
- For primary lighting, position the light 10"-20" from the top of the canopy. Ideal positioning will vary depending upon plant size, strain and species. Supplemental lighting solutions can be used such as a T5 or HPS and would be ideal at 15"-25" from the canopy.
- Do not stare directly at the LED diodes when unit is powered without proper protection.